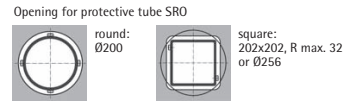
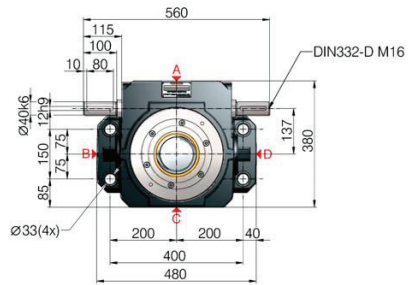
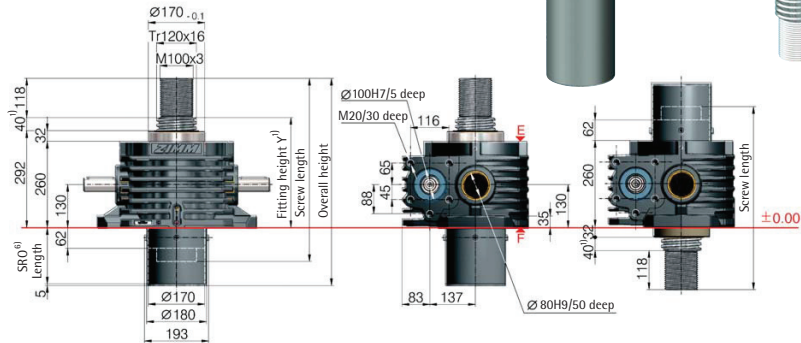
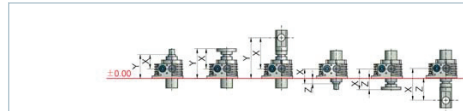




Z-500-S translating screw 500 kN



1) Fitting height for 0-stroke, with Tr 120x16 screw



All dimensions in mm

	BF		SLK		BF		SLK	
without bellows FB	X/Y	X/Y	X/Y	X/Z	X/Z	X/Z	X/Z	
	202/332	322/452	447/577	202/72	322/192	447/317		

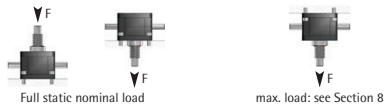
2) Protective tube length SRO with Tr 120x16 screw

only screw	with escape protection AS	with rotation protection VS	with VS and limit switch set ES
Ø180	Ø180	180x180	180x180
157+stroke	197+stroke	197+stroke	197+stroke

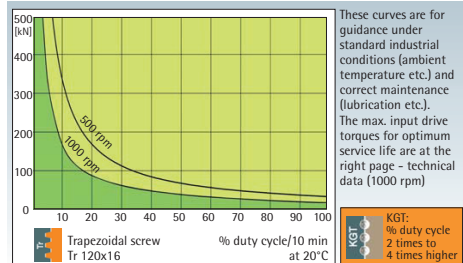
Standard ratios

Type	Version	Speed	Standard screw <sup>1)</sup>	i	Stroke per drive shaft rotation <sup>2)</sup>
Z-500-SN	Translating screw	Normal	Tr 120x16	10.66:1	1.5 mm
Z-500-SL	Low speed	Low speed	Tr 120x16	32:1	0.5 mm
Z-500-RN	Rotating screw	Normal	Tr 120x16	10.66:1	1.5 mm
Z-500-RL	Low speed	Low speed	Tr 120x16	32:1	0.5 mm

Screw jack mounting



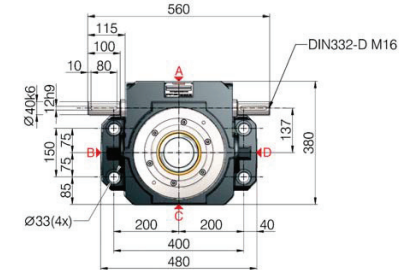
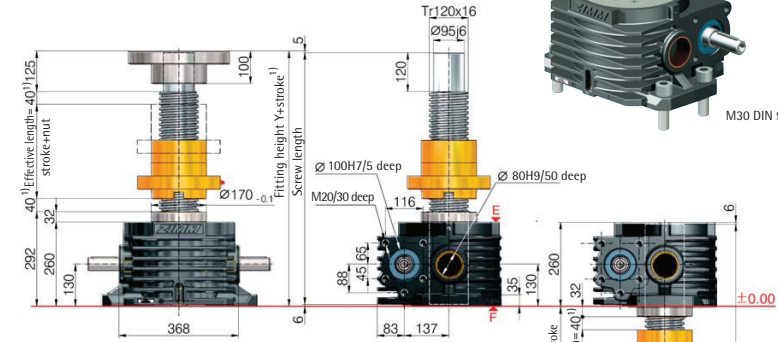
Duty cycle thermal limit, for S+R



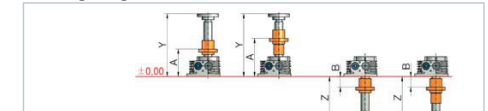
These curves are for guidance under standard industrial conditions (ambient temperature etc.) and correct maintenance (lubrication etc.). The max. input drive torques for optimum service life are at the right page - technical data (1000 rpm)



Z-500-R rotating screw 500 kN



1) Fitting height for 0-stroke, with Tr 120x16 screw



All dimensions in mm

	DM		DM with SIFA	
without bellows FB	Y/A	Y/A	Z/B	Z/B
	677/402	800/525	417/182	540/182

Detailed instructions for determining the length can be found in Section 8

500 kN

Technical data series Z-500-S / Z-500-R

max. compressive/tensile force, static - 500 kN (50 t)  
 max. compressive/tensile force, dynamic - see duty cycle curves  
 Nominal speed - 1000 rpm  
 max. drive shaft speed - 1000 rpm  
 Screw size standard - Tr 120x16<sup>2)</sup>  
 Gear ratio - 10.66:1 (N) / 32:1 (L)  
 Housing material - GGG-50, corrosion-resistant  
 Worm shaft - steel, case-hardened, ground  
 Weight of screw jack body - 168 kg  
 Weight of screw/m - 77 kg  
 Gearbox lubrication - grease lubrication  
 Screw lubrication - synthetic gear oil  
 Gearbox operating temperature - max. 60°C, higher on request  
 Moment of inertia - N: 310.2 kg cm<sup>2</sup> / L: 127.8 kg cm<sup>2</sup>  
 Input torque (at 1000 rpm) - max. 408 Nm (N) / max. 170 Nm (L)  
 Drive-through torque - max. 1940 Nm

Drive torque M<sub>0</sub> (Nm) - F (kN) x 1.24<sup>3)</sup> + M<sub>0</sub> (N-normal)  
 - F (kN) x 0.50<sup>3)</sup> + M<sub>0</sub> (L-low speed)  
 Breakaway torque - Drive torque M<sub>0</sub> x 1.5  
 Idling torque<sup>4)</sup> M<sub>0</sub> (Nm) - 3.96 (N-normal) / 2.84 (L-low speed)  
 Between gearbox and nut or nut and end of thread, provide for a safety distance of (minimum) 40 mm!  
 See Section 7 for the checklist.  
**Important information**  
 1) - extension if a bellows or spiral spring is fitted: see Section 8  
 2) - Tr 120x16 is standard, also available: double-pitch, stainless steel, left-handed, increased screw Tr 140x20 (only for the R version)  
 3) - factor includes efficiency, ratio and 30% safety  
 4) - at 20°C, can be higher when new  
 5) - for a 16 mm screw pitch